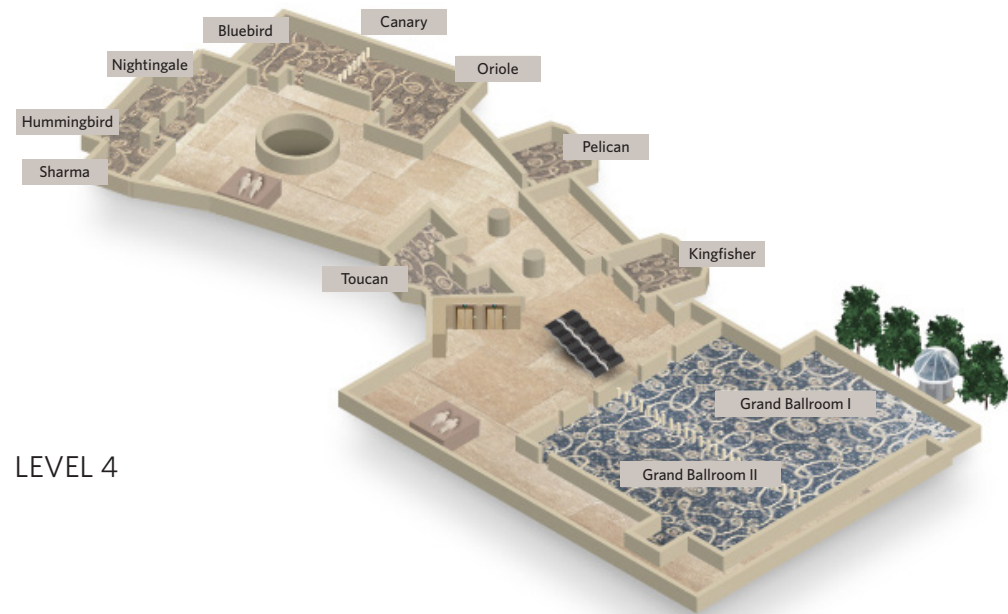
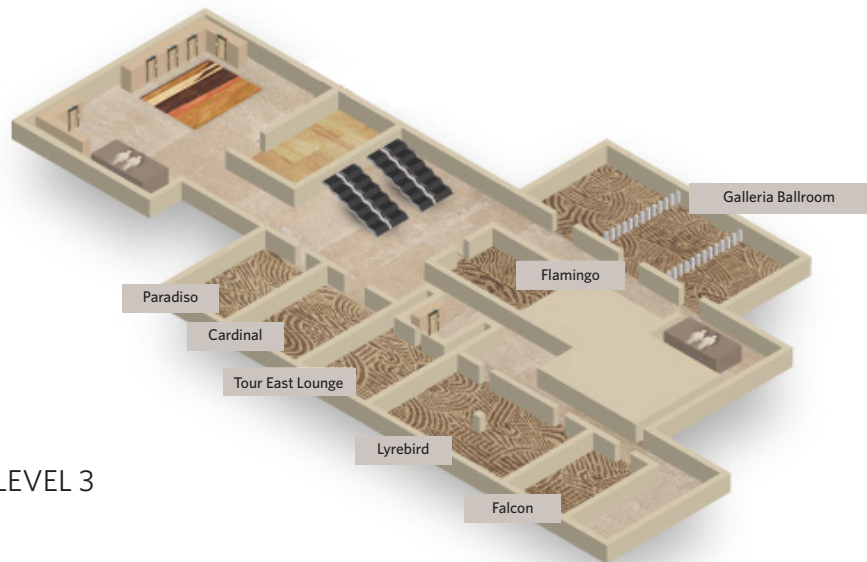


WATERFRONT CONFERENCE CENTRE

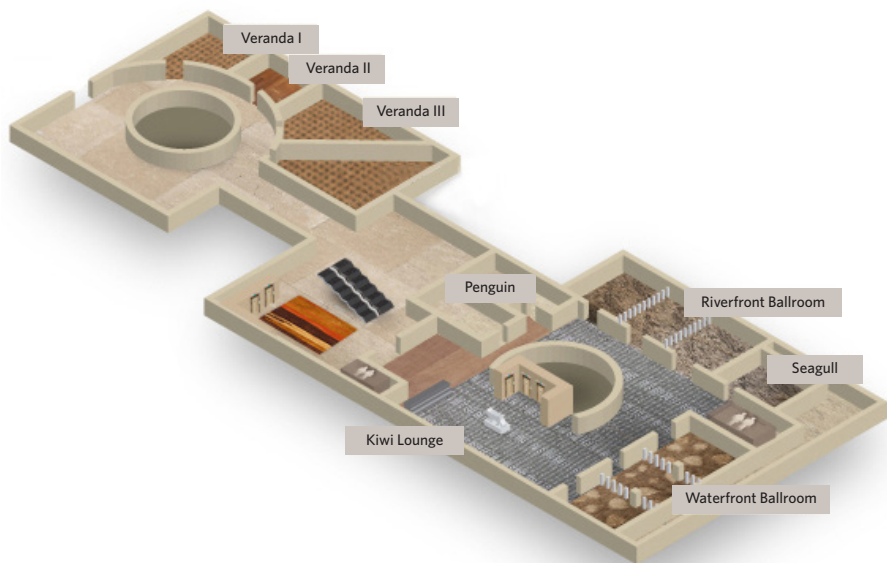
CAPACITIES • DIMENSIONS • ROOM LAYOUTS



LEVEL 4

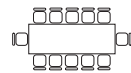


LEVEL 3

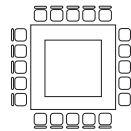


LEVEL 2

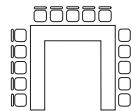
BOARDROOM




HOLLOW SQUARE



U-SHAPED



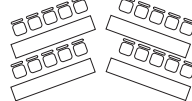
THEATRE



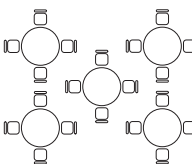
CLASSROOM



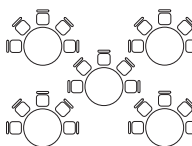
HERRINGBONE



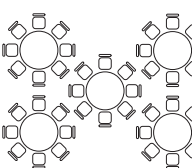
INFORMAL



CABARET



BANQUET



VENUE	FLOOR AREA		CEILING HEIGHT		DIMENSION M (LxWxH)	SUGGESTED MAXIMUM ROOM CAPACITIES Capacities indicated exclude space requirements for props, audio visual, sound and lighting equipment, backdrop or rear projection presentation.								
	SQ M	SQ FT	FT	M		Theatre	Classroom	U-Shape	Boardroom	Banquet (Sit-Down)	Reception			
LEVEL 4														
Grand Ballroom	860.3	9,260.2	19.3	5.9	29.9 x 30.9 x 5.9	1,100	500	180	90	650	900			
Grand Ballroom I	489.5	5,268.9	19.3	5.9	17.6 x 30.9 x 5.9	450	252	66	78	240	450			
Grand Ballroom II	364.9	3,927.8	19.3	5.9	12.1 x 30.9 x 5.9	320	210	66	78	200	250			
Canary	135.3	1,456.4	11.4	3.5	13.6 x 10.3 x 3.5	120	66	30	36	70	80			
Canary I	67.7	728.2	11.4	3.5	6.8 x 10.3 x 3.5	50	24	21	24	30	30			
Canary II	67.7	728.2	11.4	3.5	6.8 x 10.3 x 3.5	50	24	21	24	30	30			
Oriole	89.5	963.4	11.4	3.5	13.8 x 7.1 x 3.5	70	36	30	33	50	60			
Kingfisher	77.1	829.9	11.4	3.5	10.9 x 8.6 x 3.5	60	36	24	24	50	60			
Pelican	74.5	801.9	11.4	3.5	10.7 x 8.6 x 3.5	60	36	24	24	50	60			
Bluebird	51.1	550.0	11.4	3.5	6.4 x 11.8 x 3.5	40	24	21	24	30	30			
Toucan	50.6	544.7	11.4	3.5	5.8 x 9.2 x 3.5	40	24	15	18	30	30			
Sharma	63.0	678.1	11.4	3.5	8.7 x 8.8 x 3.5	40	24	21	18	20	20			
Hummingbird	37.0	398.3	11.4	3.5	7.0 x 5.9 x 3.5	32	18	15	18	20	15			
Nightingale	66.1	711.5	11.4	3.5	8.7 x 9.2 x 3.5	40	24	15	18	20	30			
LEVEL 3														
Galleria Ballroom	260.2	2,800.8	10.8	3.3	25.4 x 11.1 x 3.3	216	156	63	72	160	150			
Galleria I	84.7	911.9	10.8	3.3	8.5 x 11.1 x 3.3	72	36	24	30	50	40			
Galleria II	90.8	976.9	10.8	3.3	8.5 x 11.1 x 3.3	72	36	24	30	50	40			
Galleria III	84.7	911.9	10.8	3.3	8.5 x 11.1 x 3.3	72	36	24	30	50	40			
Lyrebird	225.1	2,443	9.8	3	16.9 x 13.6 x 3	168	72	36	42	120	120			
Paradiso	135.6	1,459.6	9.8	3	8.7 x 16 x 3	100	45	36	42	70	60			
Cardinal	123	1,324	9.8	3	8.3 x 14.6 x 3	90	45	36	36	70	60			
Falcon	97.9	1,053.8	9.8	3	8.5 x 13.8 x 3	80	45	27	30	60	50			
Flamingo	52.7	567.3	10	3	6.9 x 8.1 x 3	40	18	15	20	30	30			
LEVEL 2														
Waterfront Ballroom	407.7	4,388.5	-	-	24.7 x 17.3 x 10.8	340	144	-	-	280	350			
Waterfront I	135.9	1,462.8	10.8	3.3	8.3 x 17.3 x 10.8	120	63	36	42	80	130			
Waterfront II	135.9	1,462.8	11.8	3.6	8.3 x 17.3 x 11.8	120	63	36	42	80	130			
Waterfront III	135.9	1,462.8	10.8	3.3	8.3 x 17.3 x 10.8	120	63	36	42	80	130			
Kiwi Lounge	306.9	3,303.4	11.2	3.4	24.8 x 12.4 x 11.2	-	-	-	-	-	90			
Riverfront Ballroom	275.8	2,968.7	11.8	3.6	24.8 x 12.1 x 3.6	260	144	69	78	200	250			
Riverfront I	91.9	989.5	11.8	3.6	8.3 x 12.1 x 3.6	72	36	24	24	60	80			
Riverfront II	91.9	989.5	11.8	3.6	8.3 x 12.1 x 3.6	72	36	24	24	60	80			
Riverfront III	91.9	989.5	11.8	3.6	8.3 x 12.1 x 3.6	72	36	24	24	60	80			
Veranda Ballroom	307.6	3,311.0	-	-	-	200	144	-	-	140	160			
Veranda I	108	1,162.5	10.8	3.3	10.9 x 10.9 x 3.3	96	48	27	24	60	60			
Veranda II	93.6	1,007.5	10.8	3.3	14.8 x 6.5 x 3.3	64	36	21	24	40	40			
Veranda III	106	1,141	12.1	3.7	12.2 x 8.8 x 3.7	80	36	27	24	50	60			
Penguin	51	549	10.5	3.2	6.6 x 8.1 x 3.2	40	18	15	18	20	20			
Seagull	41.3	444.6	11.8	3.6	8.6 x 5 x 3.6	32	18	15	18	20	30			